




More options, styles and features to fit your lifestyle.


**GRID STYLES**



**SPECIALTY GRIDS**

Between-the-glass grids allow easy cleaning, while providing a distinctive accent for your home. Flat and sculptured grids along with assorted grid patterns offer a wide range of options to help you create the look you want. Detailed information on grid options is available from your **Generations** dealer.

**GRID PATTERNS**



\*Prairie not available on French Swing or Sliding Doors


**WARRANTY**

**Generations** Insulating Vinyl Replacement Windows and Doors are backed by a comprehensive **Double** Lifetime Limited Warranty that covers the vinyl, hardware, screens and glass units, including accidental glass breakage.

**STYLES**



**COLORS**



\*Interior only/white exterior. Not Available on French Swing Doors



*Making weekends fun again!*



Open a room and bring more light into your world. Nothing transforms living spaces like **Generations**® Insulating Vinyl Replacement

You might be surprised how much of life you're missing!



LIFELONG VALUE.  
TIMELESS BEAUTY!



Windows and Doors. They help invite the beauty of the outside in, while keeping the inside safe, comfortable and warm.

**Generations** Insulating Vinyl Replacement Windows and Doors feature the look and style of classic wood windows, with the strength, energy efficiency and durability of vinyl. And, the durable fusion-welded construction, a variety of energy-saving glass packages, low-maintenance performance features and options, help **Generations** Insulating Vinyl Replacement Windows and Doors turn a house into a home.

NORANDEX / REYNOLDS

Even the smallest details pay you back with increased energy savings, weather performance and low-maintenance.



The **Generations** Energy Wise® Glass System combines a dual-sealed silicone foam Super Spacer®, Low-E soft coat, and a double-glazed 1" insulated glass unit with argon gas between the double strength glass panes for exceptional home comfort and energy conservation.



A range of energy-efficient glass options to help keep your home comfortable, summer through winter.

The **Generations** Energy Wise® Plus Glass System combines dual-sealed silicone foam Super Spacer®, 2 coats of Low-E soft coat, and a triple-glazed 1" insulated glass unit with heavier krypton gas between the double strength glass panes for maximum energy performance.

The **Generations** Energy Wise® Secure Glass System combines a dual-sealed silicone foam Super Spacer, Low-E soft coat glass, and a .060 laminate panel. The laminated layer helps keep unwanted noise from things like traffic and lawn mowers outside your home. And for added safety, the insulated glass unit with laminate is the preferred choice. While the glass will shatter when struck with force, the glass panes remain adhered to the laminated layer and will not fall out inside the home. The laminated layer is very difficult to penetrate, making this optional glass package a great choice for use around doors and windows in your basement and on the first floor of your home.

## Features.



### 1 - WELDED FRAME AND SASH

Profiles are fused together to create a weathertight, one-piece unit

### 2 - SLOPED SILL

The patented, triple-stepped, sloped sill design forces water away from the window

### 3 - LAP-LOK® MEETING RAIL

Overlapping, interlocking meeting rail virtually eliminates air and water infiltration where the sash meet

### 4 - MULTI-CHAMBERED PROFILES

Dead-air chambers inside the vinyl profiles create small, airtight pockets for increased insulation

### 5 - DUAL FIN WEATHERSTRIPPING

Creates a weather-resistant seal around operating sash

### 6 - COIL SPRING BALANCE SYSTEM

Ensures easy sash movement and holds the window in any open position

### 7 - DUAL AIR LOCKS

Allow windows to stay partially open for ventilation

### 8 - SUPER SPACER®

Our solid silicone foam glass spacer is more thermally efficient, and flexes with temperature fluctuations to reduce glass seal failure



### FRENCH SLIDING AND SWING DOORS

Feature Inswing, Outswing and Sliding Doors to complement any architectural style or setting



**generations**  
ENERGY-EFFICIENT EXTERIORS

*Making weekends fun again!*